

Extensometer with LCD SLG-10E

Stop! Slope disaster



Controlling slopes is managing disaster sites! This instrument clarifies the deformation of a slope that is difficult to judge visually. Therefore, it is useful to ensure safety, predict collapse, evaluate countermeasures, and manage construction, etc.

Compatible with SD cards

It is possible to collect the recorded data onto an SD card. The CSV format is used, so the data can be easily handled using ordinary spreadsheet programs such as Excel, etc.

Various alarm output patterns

There are 4 types of alarm output: hourly displacement, daily displacement, total displacement, and specified-duration displacement rate (10 minutes to 10 days).

In systemization it is possible to configure a site alarm or a remote alarm system that is suitable for the level of alarm.

* For specified-duration displacement rate and system configuration settings the dedicated controller NetCT-1E is necessary.

Wide measurement range (1,000mm)

The measurement range has been greatly extended compared with conventional extensometers.

The frequency of replacement of the inverter wire on site with large movement is greatly reduced.

Easily visible to read liquid crystal display

Liquid crystal display is placed on the top surface. The contents of the screen can be easily checked at any installation site by the screen inversion function,

Also reliable monitoring can be achieved on site by the large character. The backlight function improves the visibility more.

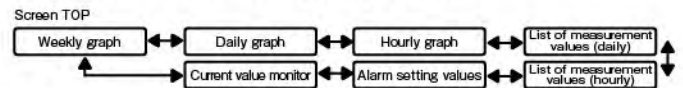
Easy operability

The various settings can be set using the instrument itself. Settings can be performed simply with 3 buttons on the top surface.

Contents of liquid crystal display

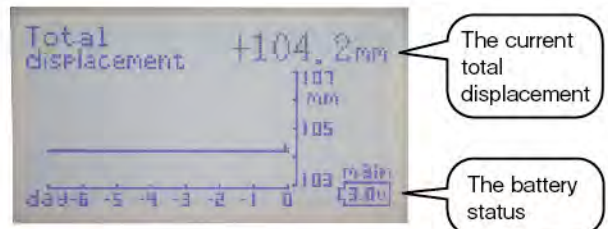
Press button and display is turned on.

Every time buttons are pressed the screen is switched in the following sequence.



* The liquid crystal display is automatically turned off when 1 minute has passed without operating the buttons.

The current total displacement is displayed. The hourly and daily displacement are reset when the main and sub batteries are removed for more than 30 seconds.



The current total displacement

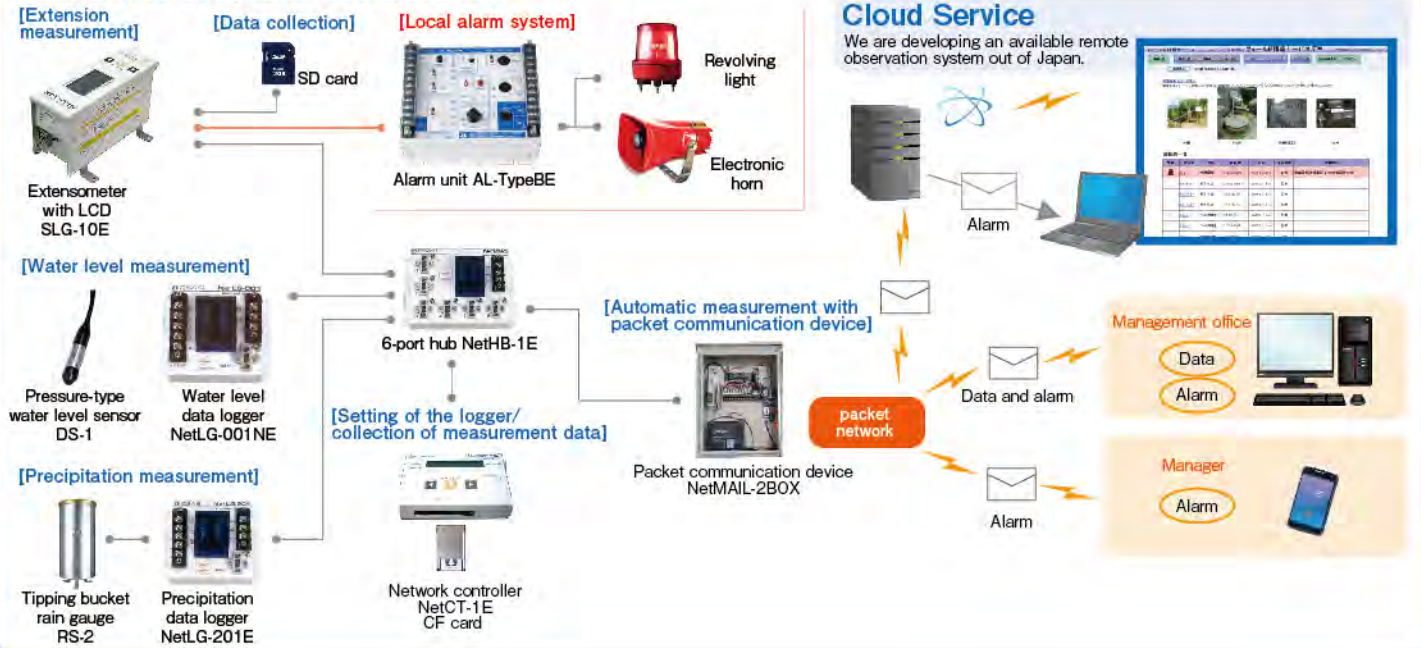
The battery status



OSNET is the generic name for a network in accordance with the specification of OSASI Technos. An OSNET network can be configured with a maximum of 64 instruments. A maximum distance between each instrument is 1km (twisted pair of single cable 0.9mm or larger). The major feature is its operation on lithium batteries in mountainous areas where there is no power supply.


Also, it is possible to collect the data remotely, to output alarms, etc. by adding communication devices to the network.

Example of system configuration



Liquid crystal display

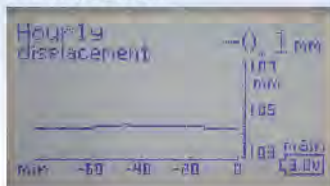
Weekly graph



Daily graph



Hourly graph



List of measurement values (every hour)

Hourly record value		
04/06	18:00	+104.3mm
04/06	17:00	+104.2mm
04/06	16:00	+104.2mm
04/06	15:00	+104.2mm
04/06	14:00	+104.2mm
04/06	13:00	+104.2mm

Specification

- Name Extensometer with LCD
- Model SLG-10E
- Power supply Two CR123 A lithium batteries (one main and one auxiliary)
- Measurement range 0 to 1000mm
- Resolution 0.1mm
- Linearity error $\pm 0.8\text{mm}$ or less/200mm
- Repeatability error 1mm or less (reciprocating 200mm)
- Monitoring interval 1 second or 10 seconds
- No. liquid crystal dots 128×64 (with vertically inverting function, backlight)
- Contents displayed Current value monitor, Displacement graph (weekly, daily, hourly), List of measurement values (every hour, every day), Instrument settings, Alarm settings, Alarm history
- Measurement interval 1 second (追加)
- Recording interval 1 minute and 1 hour double method
- Recorded contents Value at start of each recording interval, Average value, minimum value and maximum value for 1 minute
- Details of alarms Hourly displacement, Daily displacement, Total displacement, Specified-duration displacement rate
* The NetCT-1E is necessary for setting specified-duration displacement rate alarm
- Alarm confirmation time 1 to 10 seconds (set to 2 seconds when shipped from the factory)
- Alarm output format Built-in alarm contact output, Alarm packet output on network
- Alarm contacts Non-voltage A contact or B contact output
- Alarm contact capacity DC30V 500mA (MAX.)
- Operating temperature range -20°C to $+55^{\circ}\text{C}$ (no condensation)
- External dimensions 130H × 130W × 216D(mm)
- Weight 1.6 kg

OSASI
OSASI TECHNOS INC.

We pass on voices of the earth
株式会社 **オサシ・テクノス**
<http://www.osasi.co.jp/en>



Corporate Headquarters 65-3 Hongu-cho, Kochi-shi, Kochi 780-0945 JAPAN
TEL:+81-88-850-0535 FAX:+81-88-850-0530

Tokyo Headquarters Sumitomo Seimei Nishi-Shimbashi Building 4F, 1-10-2 Nishi-Shimbashi, Minato-ku, Tokyo 105-0003 JAPAN
TEL:+81-3-5510-1391 FAX:+81-3-5510-1393

Kyushu Branch Office Iwaho Building Ekiminami 4F, 4-1-17 Hakata Eki Minami, Hakata-ku, Fukuoka-shi, Fukuoka 812-0016 JAPAN
TEL:+81-92-434-9200 FAX:+81-92-434-9201

Sales representative